



marabut®



# MAYO **RED LINE**

USER MANUAL

COLOUR: ●

- 1 persons**
- min. 1,65 kg**  
w/ wo apron
- max. 2,0 kg**  
w/ wo apron
- poliester  
RIP-STOP  
3000mmH<sub>2</sub>O
- UV RESISTANT**
- ALUFRAME**  
Ø 9,5 mm
- ALUPINS**
- 3 YEAR**  
GUARANTEE

## TECHNICAL SPECIFICATIONS:

Flysheet: Rip-Stop polyamide 40D 240T (3000 mm H<sub>2</sub>O) silicone finish)

Sleeping area: polyamide

Floor: Rip-Stop polyamide 50D 240T, silicone finish

Frame: aluminium 7001 T6 Ø 9,5 mm

Pins: aluminium 7001 T6

Seams: all taped

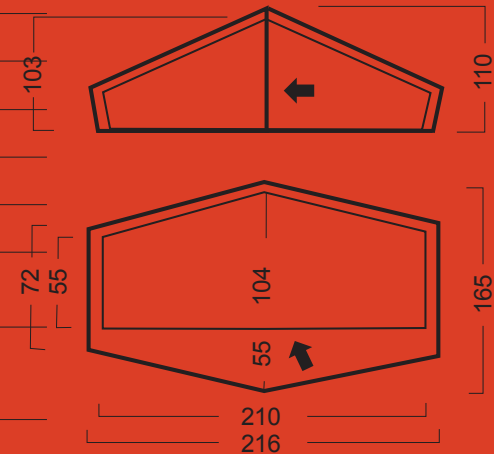
Tent capacity: 1- 2

Weight: min. weight 1.65 kg;  
max. weight 2.0 kg

Min. weight = the tent with frame poles  
Max. weight = the tent with accessories, e.g. pins,  
repair kit, guy lines, bag, manual, guarantee.

Dimensions: 216 x 165 x 110 cm (external)  
55 - 104 x 210 cm (sleeping area)

## WYMIARY NAMIOTU:



# MAYO **RED LINE**

USER MANUAL




## SETTING UP THE TENT

- Spread out the tent on the ground, not necessarily in the place where you want to set it. Do not fix it with pins to the ground! Fasten the zippers.
- Insert assembled frame pole into the sleeves of the flysheet (Fig. 1).
- Bend the upper pole to mount its other end in openings of the tape in the corners of the floor and flysheet (Fig. 2.). Similarly fix the other end of the frame pole.

Note: 3 openings in tapes are provided for adjusting the tension of the tent.

- Tent prepared as described above should be set at the desired location. Stretch the floor and attach it with the pins in the corners, then stabilize the tent using guy lines.



## COMPONENTS:

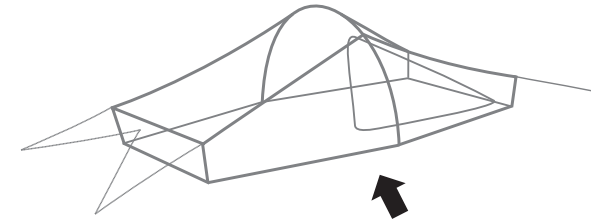
- flysheet and sleeping area (integrated)
- frame (1 frame poles)
- aluminium pins (12)
- guy lines (4)
- bag
- manual
- guarantee

## ACCESSORIES

- repair kit: a rope with tensioner, frame repair elements.

## AFTER-SALES SERVICES FOR MARABUT TENTS

All our tents are covered by a 3-year guarantee. When buying a MARABUT tent, you can be sure that even after the guarantee period we will quickly and professionally repair any damage. Our after-sales services include attaching snow aprons, replacing worn-out floors and providing spare frame poles.



[facebook.com/namioty.marabut](https://facebook.com/namioty.marabut)



[youtube.com/MarabutArco](https://youtube.com/MarabutArco)

**Marabut Sp z o.o.**

ul. Przemysłowa 10, 32-070 Czernichów, Poland  
telefon: +48 12 270 24 24, [namioty@marabut.pl](mailto:namioty@marabut.pl)

[www.namioty.marabut.com](http://www.namioty.marabut.com)