



marabut®



PRODUKT  
POLSKI

**ARCO** **RED  
LINE**

USER MANUAL

COLOUR: ●



### TECHNICAL SPECIFICATIONS:

Flysheet: Rip-Stop polyamide 40D 240T (3000 mm H<sub>2</sub>O)  
silicone finish

Sleeping area: polyamide

Floor: Rip-Stop polyamide 50D 240T, finish silicone

Frame: aluminium 7001 T6 ø 9,5 mm

Pins: aluminium 7001 T6

Seams: sealed

Tent capacity: 2 - 3

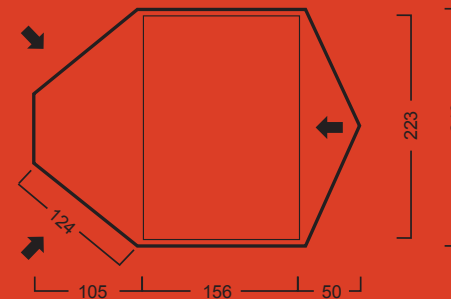
Weight: min. 3.0 kg  
max. 3.55 kg

Min weight = the tent with frame poles

Max weight = the tent with accessories, e.g. pins, repair kit, guy lines,  
bag, manual, guarantee.

Dimensions: 307 x 240 x 103 cm (external)  
156x 223 cm (sleeping area)

### TENT DIMENSIONS:





# ARCO **RED LINE**

USER MANUAL



## SETTING UP THE TENT

- Spread out the tent on the ground, not necessarily in the place where you want to set it. Do not fix it with pins to the ground! Fasten the zippers.
- Insert assembled frame poles into the sleeves of the flysheet (**Fig. 1**).
- Bend the upper pole to mount its other end in openings of the tape in the corners of the floor and flysheet (**Fig. 2**). Similarly fix the other end of the frame pole and other poles. Note: 3 openings in tapes are provided for adjusting the tension of the tent.
- Stiffen the intersection of the frame poles using the connector (**Fig. 3**)
- Tent prepared as described above should be set at the desired location. Stretch the floor and attach it with the pins in the corners, then stabilize the tent using guy lines.



## COMPONENTS:

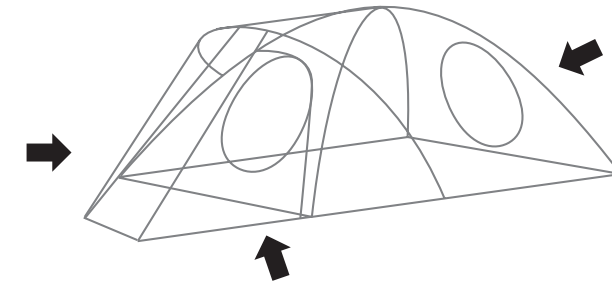
- flysheet and sleeping area cover (integrated) ■ frame (3 frame poles) ■ alu pins (19) ■ guy lines (4) ■ bag ■ manual
- guarantee

## ACCESSORIES

- repair kit: a rope with tensioner, repair tube for frame pole.

## AFTER-SALES SERVICES FOR MARABUT TENTS

All our tents are covered by a 3-year guarantee. When buying a MARABUT tent, you can be sure that even after the guarantee period we will quickly and professionally repair any damage. Our after-sales services include attaching snow aprons, replacing worn-out floors and providing spare frame poles.



[facebook.com/namioty.marabut](https://facebook.com/namioty.marabut)



[youtube.com/MarabutArco](https://youtube.com/MarabutArco)

**Marabut Sp z o.o.**

ul. Przemysłowa 10, 32-070 Czernichów, Poland  
phone: +48 12 270 24 24, [namioty@marabut.pl](mailto:namioty@marabut.pl)  
[www.namioty.marabut.com](http://www.namioty.marabut.com)